



# Things TO DO



## OUTDOOR ADVENTURE

Kayak/SUP Rentals available at:  
Sound Bikes & Kayaks - 360.457.1240  
Lake Crescent Lodge - 888.896.3818  
Elevate Outdoors - 360.417.3015



## GOLFING

Cedars at Dungeness - 360.683.7777  
Port Townsend - 360.385.4547  
Discovery Bay - 360.385.0704



## HIKING

There are hundreds of hiking trails on the Olympic Peninsula, from the wilderness coast, to mountain top trails, to deep rainforest.  
Guided Tours and Shuttles by  
Olympic Hiking Co - 360.457.2259



## FISHING

Olympic Peninsula's lakes and rivers are teeming with trout, salmon and steelhead. Top spots to fish include:  
Juan De Fuca Strait and Queets River.  
Full Service Fly Shop - 360.417.0937



## SURFING

Popular places to surf include  
Crescent Beach 360-928-3344  
Salt Creek Recreation Area  
Evergreen Surf Shop -360.477.4504  
North by Northwest - 360.452.5144



## BIKING

Sound Bikes & Kayaks - 360.457.1240  
Discover E-Bike - 360.460.1218  
Elwha E-Bike Adventures - 360.457.9024



## WHALE WATCHING

Puget Sound Express - 360.385.5288



## BOWLING

Laurel Lanes - 360.457.5858  
Sunset Lanes - 360.374.5323



# Things

# TO DO



## CULTURAL

Feiro Marine Wildlife Center  
Jamestown S'Klallam Tribal Center  
Field Arts & Events Hall



## ART GALLERIES

Port Angeles Fine Arts Center  
One of a Kind Gallery  
Todd Fischer Surf Art Gallery  
Field Arts & Events Hall



## DAY TRIP TO VICTORIA, BC

Take the Coho Ferry from PA to Victoria in under 90 minutes and experience a bustling city with beautiful gardens, shopping, culture, and more.



## LOCAL EVENTS & FESTIVALS

Dozens of events and festivals take place each year including the famed CrabFest, Fungi Festival, Ride the Hurricane, The Big Hurt, Winter Ice Village, and more.



## SHOPPING

We love supporting our local independent and family run stores including such favorites as Moss, Kindred Collective, Port Book & News, Swains, Browns, etc.



## SCENIC BYWAY

Strait of Juan de Fuca Scenic Byway HW 112 goes from Port Angeles to the Makah Reservation with nearby sites of Cape Flattery, Neah Bay, etc.



## CASINOS

Try your luck at our well appointed casinos including Elwha River Casino and 7 Cedars Casino.



## UNDERGROUND HERTIGAGE TOUR

Fully-guided 2.5 hour tour provides insight into the past living conditions of the community.  
Call to book: 360.452.2363



# Things TO DO



## **BREWERIES & DISTILLERIES**

Angeles Brewing & Taproom  
Barhop Brewing & Taproom  
Caudill Bros. Distillery



## **WINERIES & TASTING ROOMS**

Camaraderie Cellars  
Harbinger Wine Bar  
Harbinger Winery  
Olympic Cellars



## **FARMERS MARKET**

Port Angeles Farmers Market every Saturday year-round and Wednesday evenings in the summer



## **LAVENDER FARMS**

There are over 30 lavender farms in Sequim.

# Places TO SEE

## SALT CREEK RECREATION & TONGUE POINT

Salt Creek Recreation Area is a 196-acre park located about 15 miles west of Port Angeles, Washington on U.S. Route 101 near the city of Joyce, Washington. The park was previously Camp Hayden, a World War II military camp built 1942–1945.


📍 3506 Camp Hayden Rd, Port Angeles, WA 98363



## LAKE CRESCENT & MARYMERE FALLS

Marymere Falls at Lake Crescent is a popular family-friendly 2 mile hike in Olympic National Park. Lake Crescent is one of the five largest lakes in WA state and crystal clear as it's fed by glacier water.


📍 Park at Lake Crescent Lodge or Mount Storm King Ranger Station




## ELWHA RIVER / MADISON FALLS

Madison Falls in Olympic National Park, WA is a wonderful 60-foot waterfall near the Elwha River. With only a 0.2-mile roundtrip, it is a perfect stop for families and visitors of all abilities.

📍 1930 Olympic Hot Springs Rd, Port Angeles, WA 98363




# Places TO SEE



## HURRICANE RIDGE

At an elevation of 5,242 feet, Hurricane Ridge is the most easily accessed mountain area within Olympic National Park. In clear weather, fantastic views can be enjoyed throughout the year. Check park website for information on hikes, road closures, etc.

📍 3002 Mt Angeles Rd, Port Angeles, WA 98362



## OLYMPIC DISCOVERY TRAIL

The Olympic Discovery Trail is a rail trail spanning the north end of the Olympic Peninsula in Washington. The route is designated as a multi-use trail and spans 135 miles between Port Townsend and La Push on the Pacific Coast. Perfect for biking, nature walks, and more.


📍 Several access points



## SPRUCE RAILROAD TRAIL / DEVIL'S PUNCHBOWL

A 4-mile waterfront trail along the Northern shoreline of Lake Crescent. This amazing "rail to trail" is a great year-round trail for biking, running, dog-walking, and swimming. About 1 mile from the Eastern Trailhead, the Devil's Punchbowl and bridge is one of the most picturesque sections and is a favorite among thrill-seekers that cliff jump into the cold, glacial-fed waters.

📍 35VX+64 Crescent, Washington



## PACIFIC COAST

Starting in Port Angeles, WA, travelers can explore the rugged beauty of Olympic National Park and journey down the Pacific Coast to witness breathtaking cliffs, expansive beaches, and picturesque seaside towns. This coastal route offers a blend of lush rainforests, serene tidal pools, and the expansive horizon of the Pacific Ocean.



## CAPE FLATTERY

The northwesternmost point of the contiguous United States, offers visitors dramatic sea cliffs, churning ocean waves, and panoramic views where the Pacific Ocean meets the Strait of Juan de Fuca. The short trail leading to the observation points winds through dense forests, revealing a mesmerizing landscape of sea stacks and vibrant marine life.



## SOL DUC

Located in Olympic National Park, Sol Duc is renowned for its therapeutic hot springs, cascading waterfalls, and ancient rainforests, offering a sanctuary of natural wonder and relaxation.



## HOH RAINFOREST

A lush enclave in Olympic National Park, Hoh Rainforest boasts a unique ecosystem of moss-draped trees, crystal-clear rivers, and diverse wildlife.

NOTE: This is a popular destination in the summer with a 2-3 hour wait at the entrance station. Ideally, arrive by 8am or after 3pm.

